

2024


ROLLING DOORS

INDUSTRIAL PRODUCT GUIDE



C.H.I.  [®]
a **NUCOR** company

The Quality Garage Door.™



BUILT FOR WORK

Our Rolling Doors are engineered and designed for maximum strength and durability. We deliver affordable, owner-friendly Rolling Doors that are reliable, long lasting, and simple to maintain.

CONTENTS

SERVICE DOORS	04
FIRE DOORS	06
COUNTER SHUTTERS	08
FIRE SHUTTERS	09
Key Components	10
Optional Features	11
Specialty Applications	11

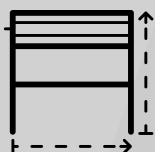
Service Doors



6266 shown in stainless steel #4 finish and outside mounted.

VERSATILE AND TOUGH.

C.H.I. rolling service doors are engineered and designed for the toughest of environments. Rolling doors are built to provide a high degree of confidence for specifiers and end users for a wide variety of unique applications. Choose from slat profiles, gauges, mounting options, material, and color options to customize the door to fit your building's needs.



BEST MARKET USES


Industrial • Grain Elevators • Exterior Mounted Doors •
Parking • High Security • Non-Insulated Storage • Large Openings

MODEL SELECTION CHART

	Model	Slat Profile	Slat Material	Gauge	Insulation / R-Value ³	Max. Size ²	Colors ¹ / Finishes ¹
Curved Slat	6180	C2.6	Steel	18 Gauge	Non-Insulated	30'0" x 28'0"	Gray, White, PC
	6200			20 Gauge		28'4" x 28'0"	Gray, White, Galvanized, PC
	6220			22 Gauge		20'4" x 20'4"	Gray, White, Tan, Brown, Galvanized, PC
Flat Slat Non-Insulated	6181	F2.5	Steel	18 Gauge	Non-Insulated	30'0" x 28'0"	Gray, White, PC
	6201			20 Gauge		28'4" x 28'0"	Gray, White, Galvanized, PC
	6221			22 Gauge		20'4" x 20'4"	Gray, White, Tan, Brown, Galvanized, PC
	6241			24 Gauge		12'0" x 14'4"	
	6244	F2.7	Aluminum	16 Gauge [.050]		14'4" x 18'4"	Clear Anodized
	6266		Stainless Steel	22 Gauge		18'4" x 20'4"	#4 Finish
Flat Slat Insulated	6182	F2.5	Steel	Front: 18 Gauge Back: 24 Gauge	Polystyrene / R-4.7	30'0" x 24'0"	Front: Gray, White, PC Back: Gray, White, Tan, Brown, Galvanized, PC
	6202	F2.7		Front: 20 Gauge Back: 24 Gauge	Polyurethane / R-7.2	30'0" x 24'0"	Front: Gray, White, Galvanized, PC Back: Gray, White, Tan, Brown, Galvanized, PC
	6222			Front: 22 Gauge Back: 24 Gauge		24'4" x 20'4"	Front/Back: Gray, White, Tan, Brown, Galvanized, PC
	6242			Front: 24 Gauge Back: 24 Gauge		24'4" x 16'4"	

¹ Refer to your local Dealer for exact color or finish match. ² Sizes displayed as width x height. Consult factory for larger sizes. ³ R-values have been calculated in accordance with ASTM C518 standards. PC = doors available in 188 powder coated options.

CURTAIN PROFILES



Curved [C2.6]



Flat [F2.5]



Flat [F2.5] - Polystyrene



Flat [F2.5] - Perforated



Flat [F2.5] - Fenestrated

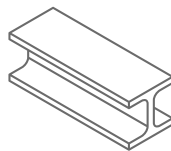


Flat [F2.7]

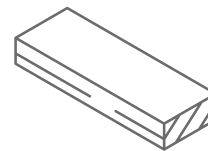


Flat [F2.7] - Polyurethane

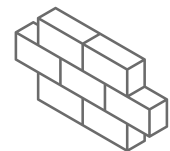
MOUNTING OPTIONS Interior/Exterior



Steel



Wood



Masonry

OPERATION

LiftMaster® commercial door operators will keep your rolling door in operation safely and efficiently so your business can keep running smoothly. Rolling Doors can be specified for manual, chain, or motor operation based on size requirements.



GH



H

LiftMaster®



WANT TO SEE MORE?
Visit: chiohd.com/commercial-doors/rolling-service

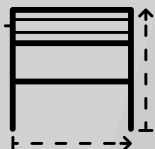
Fire Doors



7301 shown powder coated in red.

A PROTECTION PLAN MAKES A DIFFERENCE.

Engineered to help save property and save lives—the Fire Door system by C.H.I. is available in a manual push-up, chain hoist, or automatic reset motor operation. The National Fire Protection Association [NFPA] and other applicable codes require routine scheduled drop testing of fire doors to ensure a continuous state of operational readiness.



BEST MARKET USES

Fire and Smoke Protection • Car Dealerships • Automotive Centers •
Life-Safety Applications • Performance Stages/Theaters

MODEL SELECTION CHART

	Model	Slat Profile	Slat Material	Gauge	Insulation / R-Value	Fire Rating	Max. Size ²	Colors ¹ / Finishes ¹
Flat Slat	7301	F2.7	Steel	20 Gauge	Non-Insulated	3/4 Hr., 1-1/2 Hr., or 3 Hr	24'0" x 24'0"	Gray, White, Galvanized, PC
				22 Gauge			18'4" x 24'0"	Gray, White, Tan, Brown, Galvanized, PC
	7302	F2.7	Steel	Front: 20 Gauge Back: 24 Gauge	Mineral Wool / R-4.2	3/4 Hr., 1-1/2 Hr., or 3 Hr	24'0" x 24'0"	Front: Gray, White, Galvanized, PC Back: Gray, White, Tan, Brown, Galvanized, PC
				Front: 22 Gauge Back: 24 Gauge			18'4" x 24'0"	Front/Back: Gray, White, Tan, Brown, Galvanized, PC
	7366	F2.7	Stainless Steel	22 Gauge	Non-Insulated	3/4 Hr., 1-1/2 Hr., or 3 Hr	13'4" x 24'0"	#4 Finish
	7401	F2.5	Steel	18 Gauge	Non-Insulated	4 Hr	24'0" x 24'0"	Gray, White, PC
20 Gauge				18'4" x 24'0"			Gray, White, Galvanized, PC	
22 Gauge				13'4" x 24'0"			Gray, White, Tan, Brown, Galvanized, PC	
Curved Slat	7400	C2.6	Steel	18 Gauge	Non-Insulated	3/4 Hr., 1-1/2 Hr., 3 Hr., or 4Hr.	24'0" x 24'0"	Gray, White, PC
				20 Gauge			18'4" x 24'0"	Gray, White, Galvanized, PC
				22 Gauge			13'4" x 24'0"	Gray, White, Tan, Brown, Galvanized, PC

¹ Refer to your local Dealer for exact color or finish match. ² Sizes displayed as width x height. Consult factory for larger sizes.

PC = doors available in 188 powder coated options.

CURTAIN PROFILES



Curved [C2.6]



Flat [F2.5]

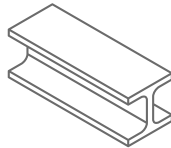


Flat [F2.7]

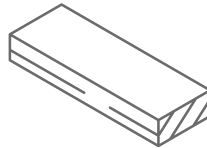


Flat [F2.7] - Mineral Wool

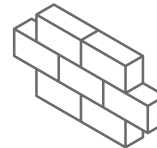
MOUNTING OPTIONS



Steel



Wood



Masonry



SIMPLE TEST

Feature that allows for drop testing and resetting of the fire door from the floor without ladders, tools, or other equipment.



RELEASE DEVICES

LiftMaster's fire door release devices provide the ultimate reliability, exactly when it's needed.

See page 10 for more.



LM21XPBB

OPERATION

In case of an emergency, it's critical to have openers you can count on because every second counts.



FDO

LiftMaster



WANT TO SEE MORE?
Visit: chiod.com/commercial-doors/rolling-fire-doors

Counter Shutters



SIMPLE MEETS PRACTICAL.

Counter Shutters offer excellent security, flexibility, and appeal. Unique joint designs produce a flush curtain to achieve a seamless, clean appearance. Specifiers and end-users recognize the state-of-the-art design, fit, and finish yet appreciate the simplicity and practicality that define the product.

MODEL SELECTION CHART

	Model	Slat Profile	Slat Material	Gauge	Max. Size ²	Colors ¹ / Finishes ¹
Flat Slat	6522	F1.5	Steel	22 Gauge	14'4" x 8'4"	Gray, White, Galvanized, PC
	6544	F1.5	Aluminum	16 Gauge [.050]		Clear Anodized, PC
	6566	F1.5	Stainless Steel	22 Gauge		#4 Finish

¹ Refer to your local Dealer for exact color or finish match. ² Sizes displayed as width x height. Consult factory for larger sizes.

PC = doors available in 188 powder coated options.

CURTAIN PROFILES

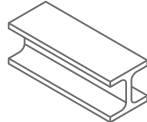


Flat [F1.5]

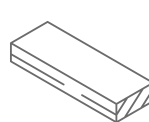


Flat [F1.5]
Aluminum

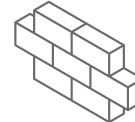
MOUNTING OPTIONS



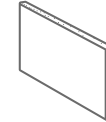
Steel



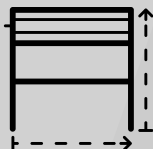
Wood



Masonry



Over Drywall



BEST MARKET USES

Cafeterias • Health Care • Schools • Churches •
Break Areas • Service Counters

Fire Shutters

Fire Shutter, Coakley Brothers Water Tower Building - Milwaukee, WI



SPACE-SAVING DESIGN AND PROTECTION.

Certified for installation to sheetrock, steel, and masonry construction, C.H.I.'s U.L. labeled fire shutter utilizes a space-saving design with performance-proven engineering features for maximum eye appeal and fire protection.

MODEL SELECTION CHART

	Model	Slat Profile	Slat Material	Gauge	Fire Rating	Max. Size ²	Colors ¹ / Finishes ¹
Flat Slat	7522	F1.5	Steel	22 Gauge	3/4 Hr., 1-1/2 Hr. or 3 Hr.	13'0" x 8'4"	Gray, White, Galvanized, PC
	7566	F1.5	Stainless Steel				#4 Finish

¹ Refer to your local Dealer for exact color or finish match. ² Sizes displayed as width x height. Consult factory for larger sizes.

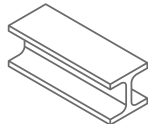
PC = doors available in 188 powder coated options.

CURTAIN PROFILES

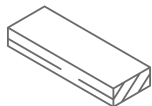


Flat [F1.5]

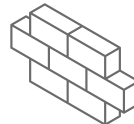
MOUNTING OPTIONS



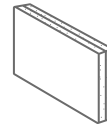
Steel



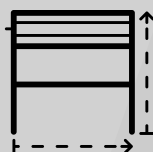
Wood



Masonry



Over 2-Layer
Fire Rated Drywall



BEST MARKET USES

Divide Commercial Spaces • Automotive/Service Centers •
Commercial Food Service

KEY COMPONENTS

ROLLING DOORS

SERVICE DOORS

HOODS. 24-Gauge, galvanized steel, half-hexagonal formed hoods deliver superior structural rigidity and aesthetic appeal.

GUIDES. Fabricated from three (minimum 3/16") structural steel angles bolted together to form guide channel. Guide angles include curtain stops and flared guides, standard in painted steel [black]. Hot dipped galvanized steel and cold galvanized steel guides are optional.

BOTTOM BARS. Doors up to 14'4" standard is 11 gauge with optional extruded clear anodized aluminum, Doors over 14'4" double angle, Minimum 1/8" double angle steel.

SERVICE PANEL. Guides feature an easily removable 24" inside angle simplifying the replacement of damaged slats or bottom bar.



FIRE DOORS


GUIDES. Fabricated from three (minimum 3/16") structural steel angles bolted together to form guide channel. Guide angles include curtain stops and flared guides are standard in painted steel [black]. Hot dipped galvanized steel and cold galvanized steel guides are optional.

BOTTOM BARS. Minimum 1/8" double angle steel or 1/8" double angle stainless steel.

LOCKING. Manual push-up doors furnished with interior slide bolt locks with padlock provision standard. Chain hoist operated doors supplied with chain hoist keeper suitable for padlocking. Optional bottom bar cylinder locking available.

SMOKE SEAL. U.L. listed brush-type smoke seal package limits the smoke migration through the door.

SIMPLE TEST. Feature that allow for drop testing and resetting the fire door from the floor without ladders, tools, or other equipment.



SHUTTERS

COUNTER SHUTTERS

GUIDES. Fabricated from two formed pieces of 11 gauge steel or stainless steel to create guide channel. Guide angles include curtain stops and flared guides, standard in painted steel [black]. Stainless steel #4 finish is optional.

BOTTOM BARS. Doors up to 14'4" standard is 11 gauge with optional extruded clear anodized aluminum, Doors over 14'4" double angle, Minimum 1/8" double angle steel.

HIDDEN FASTENERS. Two-piece guide system incorporates fasteners concealed by the front guide for a clean appearance and easy installation.

TUBE MOTOR. Invisible tubular motor operation. Awning crank and wall mount motor is optional.




FIRE SHUTTERS

GUIDES. Fabricated from two formed pieces of 11 gauge steel or stainless steel to create guide channel. Guide angles include curtain stops and flared guides. Guides are standard in painted steel. Stainless steel #4 finish is optional.

BOTTOM BARS. Minimum 1/8" double angle steel or 1/8" double angle stainless steel.

SLIDE LOCKS. Available in plated steel or stainless steel.

AWNING CRANK. Manual override to open or close the fire shutter. Perfect if the power cuts out to your site.




OPTIONAL FEATURES

COLORS




Gray



White



Tan




Brown

FINISHES



Galvanized



Stainless Steel #4



Aluminum

POWDER COATING



Choose from 188 color options with our in-house powder coating.

WINDOWS

Clear polycarbonate lites approximately 5" x 1-1/8" in size and spaced 7" on center. Pattern options include one or more entire rows or groups of windows.



SPECIALTY APPLICATIONS



SUPERIMPOSED DOOR

Superimposed doors consist of two types of curtains for the same opening. A flat slat that is solid, typically insulated, and a flat perforated slat for ventilation.



PASS DOOR

A pass door is an entry door built into the rolling door, allowing entry and exit without having to open the rolling door.



Residential | Commercial | Rolling Doors | High-Performance
chiohd.com/architects

ARCHITECT DESIGN RESOURCES

BE INSPIRED

CONNECT WITH A CONSULTANT

Sometimes you need expert advice on new or challenging design ideas. C.H.I. Overhead Doors has an architectural design support team dedicated to assisting you in every stage of the design process: from determining the appropriate closure option to choosing the best door for your design.

chiohd.com | 1485 Sunrise Drive | Arthur, IL 61911 | USA

Your Local Garage Door Professional

All information presented is based on the specifications and features available at the time of printing and is subject to change without notice.

CHI048 20-240014 0325 / ©2024 C.H.I. Overhead Doors - a NUCOR® company

All rights reserved. Printed in USA.